




# The Australasian Native Orchid Society

## The Warringah Group Inc.

ABN: 84 245 695 380

**PRESIDENT:** Trish Peterson 0412 568 985 [trishpet@hotmail.com](mailto:trishpet@hotmail.com)  
**SECRETARY:** Bruce Potter 0407 452 392 [bjfpotter@gmail.com](mailto:bjfpotter@gmail.com)  
**TREASURER:** Ela Kielich 9906 2658 [elak@internode.on.net](mailto:elak@internode.on.net)  
**EDITOR:** Bill Dobson 0409 545 955 [bdobson@optusnet.com.au](mailto:bdobson@optusnet.com.au)  
**COMMITTEE:** Judith Barry (Librarian), Lorraine Dobson, Jane & Peter D'Olier, Cary Polis, Ian Tanner, Bryan Spurrs  
**Web Administrator:** Jane D'Olier **Website:** [www.anoswarringah.org](http://www.anoswarringah.org)  **Facebook:** [ANOS - The Warringah Group Inc](https://www.facebook.com/ANOS-The-Warringah-Group-Inc)  
**CORRESPONDENCE:** PO Box 421, Forestville NSW 2087  
**Monthly Meetings:** 3rd Tuesday at 8:00 pm - Senior Citizens Hall, Starkey Street, Forestville


## September 2020



*Den. Brimbank Gold 'Henry'* David Hemmings



*Dendrobium speciosum 'Kate's Special' x 'Daylight Moon'* Barry Moore



*Doc. Hot and Grumpy 'Blue'* L & B Dobson

**Next meeting**  
**Tuesday 15th September**  
**Members Spring Show**  
**and Joan Cook Memorial Trophy**  
**Best *Dendrobium kingianum***

Dear Members

We hope you are all coping well with the restrictions and finding more time to care for your orchids. Our August meeting was well-attended and there were many beautiful orchids on the bench. Thanks to all members who observed the Covid-19 precautions, to Erik for his great talk and photographs of his trip to the Top End, and to David for filling in for Mick with his bushhouse talk.

We will be holding our Members' Spring Show at the September meeting. With no Annual Spring Show this year, it will be an opportunity for you to bench your spring-flowering orchids. A reminder that the Joan Cook Memorial Trophy will be awarded for the best *Den. kingianum*, voters' choice ..so bring your kingies!

Unfortunately the kitchen will still be closed, so no supper, but we will be having a Raffle and Lucky Door Prize. Please bring the correct change so that George doesn't have to handle too much cash. We look forward to seeing you on Tuesday 15<sup>th</sup> September.

Covid-19 Precautions are again listed below!  
Please remember to sign in and to use hand sanitiser on arrival and departure.

## **COVID-19 PRECAUTIONS**

There are a number of precautions which must be observed by all attendees at our meetings:

**DO NOT COME IF YOU ARE UNWELL** or have had recent contact with anyone who has symptoms of cold or flu or from a recognised 'hotspot'.

- The kitchen is closed – there will be no supper
- There will be no sales table but raffle to recommence!
- Members to use hand sanitiser on arrival/leaving
- George to record all attendees – contact details to be checked including phone numbers – Please sign in!
- Social distancing to be observed at all times
- Please avoid congregating at check-in, benching tables etc.
- Please do not touch plants belonging to other members
- Tables/chairs and other touch points to be wiped down before and after the meeting
- Chairs to be placed at a 'social distance' – 1 person/4sq.metres

We would like to see you at our September meeting however we are aware of the risks of Covid-19 and understand that you may not wish to attend. Be assured that we will be taking all appropriate precautions to keep everyone safe and ask for your co-operation in managing the situation. Hand sanitiser, antiseptic wipes, Glen 20, and gloves will be available for use by members.

Trish Peterson

## MONTHLY MEETING OF ANOS WARRINGAH GROUP AUGUST 2020

Minutes of the monthly meeting held at the Senior Citizens Hall, Starkey Street, Forestville on Tuesday 17 August 2020.

The meeting was opened at 8.10pm by Trish who reminded those attending of the Covid precautions and thanked all for their cooperation.

**Guest Speaker:** Erik Lielkajis "When the Dust Settles"

**Visitors:** Robert McKenzie

**Committee Members Present:** Trish Peterson (President), Bruce Potter (Secretary), Ela Kielich (Treasurer), Judith Barry, Jane & Peter D'Olier, Ian Tanner

**Apologies:** Bill & Lorraine Dobson, Mick Korzenowski, Cary Polis, Steve Dunstan, Bryan Spurrs, Jim Hemmings, Reiner & Judy Schneidereit

**New member:** Trish gave a warm welcome to our new member Lexie Wood-Weber. The minutes of the previous meeting held on 21 July 2020 as published in the Bulletin were accepted as a true record on the motion of Trish seconded by Ela.

**Matters arising:** Nil

**Correspondence:**

**Incoming:**

- Bendigo Bank Term Deposit Certificate A/c 150554319
- ANOS Renewal Notice for 2020/21 membership & Orchadian subscription. Two years subscription \$110 paid.
- Department of Fair Trading confirming the registration of Bruce Potter as Public Officer for the Group and his home address as the official address of the Group.
- Notification of a forthcoming orchid show arranged by Central Coast clubs and to be held at Royale Orchids, Peats Ridge on 11th, 12th and 13th September. The Show to be confirmed closer to the date

**Outgoing:**

- Notice of appointment of Public Officer (Form A9) appointing Bruce Potter as Public Officer sent to Department of Fair Trading on 21 July. Moved for acceptance by Bruce, seconded by Ela

**General Business:**

- Photo benching will continue and members are urged to ensure that they get their photos to Bill Dobson early in the month to enable orderly processing. There will be no voting on photo benched plants.
- Orchid show to be held at Royale Orchids, Peats Ridge on 11, 12 and 13 Sept. This show is being organised by a group of Central Coast orchid clubs normally associated with the Mingara and Wyong annual shows that have been cancelled for this year. There will be a number of vendors present and financial members of AOC and OSNSW may bench plants.
- Our meeting in September will be the Members' Annual Spring Show incorporating the Joan Cook Memorial trophy for the best *Den. kingianum* as voted by members.

- Our meeting in October will be the Members' Sarcophilus Annual Show. In My Bushhouse: David Hemmings gave us an informative and instructive update on current happenings in his collection. He noted that he had lots of flowers and blooming seemed to be running a couple of weeks earlier than normal for many of his plants. In the next few weeks he expects to be getting into potting-on and dividing plants. David suggested that members consider moving plants in readiness for the growing season and keep up regular watering especially those plants on mounts.

**Judges Report:**

Erik Lielkajis commented on the range and high quality of plants benched.

**Plant of the Evening:**

*Dockrillia teretifolia* - David Hemmings

Other Plants of Interest: *Dendrobium* Gowan's Tangelo - Ela Kielich

*Dendrobium* Cosmic Cobber - David Hemmings

*Dendrobium* Grey Ghost 'Tumbi' x *Dockrillia fairfaxii*

- Trish Peterson

**Guest Speaker:** Erik Lielkajis-"When the Dust Settles"

After a short break Erik gave us a very interesting and informative talk about a recent trip he made to northern Queensland, Cape York and "The Tip". His photos provided a good insight into the range of environments he encountered and for many present it was very instructive to see the habitat of well-known and less well-known tropical orchid species. Erik's knowledge and his ability to impart it were very much appreciated.

On behalf of the gathering Trish thanked Erik for his presentation.

In closing the meeting at 9:35pm Trish thanked everyone for their attendance and participation, wished everyone a safe trip home and hoped to see everyone again at next month's meeting on 15 September.

-o0o-



*Den. speciosum* var. *grandiflorum* 'Beranghi Gold' Barry Moore



## ANOS Warringah Monthly Benching Results - August 2020

### 1. Dockrillia species

- 1<sup>st</sup> *Dockrillia teretifolia* 'Tassie Shane' David Hemmings  
 2<sup>nd</sup> *Dockrillia dolichophylla* x *teretifolia* Trish Peterson  
 3<sup>rd</sup> Nil

### 2. Dendrobium species

- 1<sup>st</sup> *Dendrobium cactus* 'Mojito' David Hemmings  
 2<sup>nd</sup> *Dendrobium gracilicaule* 'Big Jim' David Hemmings  
 3<sup>rd</sup> *Dendrobium melaleucaphilum* David Hemmings

### 3. Sarcanthinae species

- 1<sup>st</sup> *Sarcochilus serrulatus* Erik Lielkajis  
 2<sup>nd</sup> *Sarcochilus serrulatus* Erik Lielkajis  
 3<sup>rd</sup> *Sarcochilus falcatus* Trish Peterson

### 4. Bulbophyllum species

- 1<sup>st</sup> *Bulbophyllum schillerianum* Erik Lielkajis  
 2<sup>nd</sup> *Bulbophyllum shepherdii* Judith Barry  
 3<sup>rd</sup> Nil

### 5. Miscellaneous species

- 1<sup>st</sup> *Oberonia flavescens* Erik Lielkajis  
 2<sup>nd</sup> *Oberonia rimachila* Erik Lielkajis  
 3<sup>rd</sup> Nil

### 6. Dendrobium Hybrids

- 1<sup>st</sup> *Den.* Brimbank Cosmic Copper David Hemmings  
 2<sup>nd</sup> *Den.* Regal Gilleston 'One For All' x Jesmond Sparkler 'Greg Hall' Ela Kielich  
 3<sup>rd</sup> *Den.* Australian Sheenamere 'Tangelo' David Hemmings

### 7. Sarcanthinae Hybrids

- 1<sup>st</sup> Nil  
 2<sup>nd</sup> Nil  
 3<sup>rd</sup> Nil

### 8. Miscellaneous Hybrids

- 1<sup>st</sup> *Doc.* Grey Ghost 'Tumbi' x *fairfaxii* Trish Peterson  
 2<sup>nd</sup> *Doc.* Australian Freckles Trish Peterson  
 3<sup>rd</sup> *Doc. dolichophylla* 'Medusa' x *teretifolia* 'Yellow' Ela kielich

### 9. Australasian species

- 1<sup>st</sup> *Dendrobium alexandrae* Ela kielich  
 2<sup>nd</sup> Nil  
 3<sup>rd</sup> Nil

### 10. Australasian Hybrids

- 1<sup>st</sup> *Den.* Gowan's Tangelo Ela Kielich  
 2<sup>nd</sup> *Doc.* Vivian Margaret x Australian Ginger 'Dennistone Embers' David Hemmings

- 3<sup>rd</sup> *Doc.* Athedon Splendour

P & J D'Olier

### 11. Novice & Junior

- 1<sup>st</sup> *Den.* Balnaring '2' Bruce Potter  
 2<sup>nd</sup> *Dockrillia teretifolia* Lexie Wood-Weber  
 3<sup>rd</sup> Nil

### 12. Pterostylis species

- 1<sup>st</sup> *Pterostylis curta* Judith Barry  
 2<sup>nd</sup> *Pterostylis curta* Trish Peterson  
 3<sup>rd</sup> *Pterostylis baptistii* Judith Barry

### 13. Other terrestrials

- 1<sup>st</sup> Nil  
 2<sup>nd</sup> Nil  
 3<sup>rd</sup> Nil

### 14. Terrestrial hybrids

- 1<sup>st</sup> Nil  
 2<sup>nd</sup> Nil  
 3<sup>rd</sup> Nil

### 15. Best specimen

- 1<sup>st</sup> *Den.* Sundanni Special 'Dennistone Blush' David Hemmings  
 2<sup>nd</sup> *Den.* Fay Roshan 'Dennistone Star' David Hemmings  
 3<sup>rd</sup> Nil

### 16. Best First Flowering seedling

- 1<sup>st</sup> *Den.* Dingadee Gold David Hemmings  
 2<sup>nd</sup> *Doc* Grey Ghost 'Tumbi' x *fairfaxii* 'Aureum' Trish Peterson  
 3<sup>rd</sup> *Den.* Australian Butterbright David Hemmings  
 -o0o-

### Popular Vote for benched plants:

- 1<sup>st</sup>: *Dockrillia teretifolia* 'Tassie Shane' David Hemmings

### Equal 2nd:

- Den.* Gowan's Tangelo - Ela Kielich  
*Den.* Fay Roshan 'Denistone Star' David Hemmings



*Dockrillia* Grey Ghost 'Tumbi' L & B Dobson



*Dockrillia* Grey Ghost 'Tumbi' was made by Neil Finch. Cross #9819 using *Dockrillia* Rosemary Jupp 'Chris', and *Dockrillia striolata* 'Neville'. Chris Arnott got his *Dockrillia* Rosemary Jupp from Noel Jupp who used a *Dockrillia striolata* from the valley below Corrabare.

# Sarcochilus Growing Hints

Neville Roper 2006

The term 'Sarco' is commonly used to refer to a group of genera including *Sarcochilus*, *Plectorrhiza*, *Rhinerrhiza*, *Parasarcochilus*, *Schistostylis*, *Peristanthus* etc. (all cool growers) and even *Phalaenopsis* (namely *amabilis*, the only native and definitely a warm grower). It is also used to refer to an ever increasing number of hybrids both within and between these groups. The use of this term is often incorrect.

## Growing Conditions

They are grown in a shadehouse. I use one layer of 70% shade cloth in winter (maybe Easter to the October long weekend) for the rest of the year two layers of 70% are used. Under my benches is a layer of pinebark while the walkways are made of river pebbles and on hot days these are hosed down to moderate temperature and increase humidity. Some protection from westerly winds may prove beneficial.

## Mixes

I have been using the same for *Sarco's* and *Den's* -

- 80% treated pine bark, medium to coarse grade ( or a mix of the two.)
- 20% river pebbles of a similar size to the bark.

Over the last twelve months I have been using cocomulch as a substitute for pine bark as the quality of the bark has decreased and price has escalated. A recent trip to Melbourne revealed that many growers were already converted to a variety of cocopeat products many of which were readily available at show sales stalls. An internet search of 'orchids + cocopeat' revealed that cocopeat is widely used by U.S. orchid nurseries and so I began experimenting. For sarc.s I use cocomulch - a chunky mix of coconut husk pieces which I soak, flush and sieve out the fines. I have combined this in various ratios the following

Although I have made some mistakes which mostly relate to overwatering all experimental mixes seem to be growing well over the short term but the long term success will be the true test. (use this with caution many growers used this for a few years but only those with a solid roof had long term moderate success. editor.)

## Pots and Mounts

- Pots: Plastic squat pots, well drained, are my preference. Watch out for fat juicy roots or pebbles blocking your drainage! Terracotta pots are also very good.
- Mounts: Some species prefer to be mounted (usually *Sarcochilus falcatus*, *weinthalii*, *Plectorrhiza tridentata*, *Rhinerrhiza divitiflora*) and there are endless possibilities that will suit them. Try some of the following - red cedar, melaleuca branches, treefern slabs, cork, aged fence palings, bagasse or gutterguard pouches filled with bark. You should not overlook tying some to live trees in your garden.

## Fertilising

As for all other natives - little and often - but as *Sarco's* grow year round and especially in autumn. Winter fertilising should be maintained. I often forget to fertilise in winter so now I apply a top-dressing of a slow release fertiliser as they are repotted in autumn. I also lime all of my plants in spring and autumn with superfine lime at one gram per litre (agitate to keep it in suspension).

Most fertilisers are suitable and the following have been used with little problem - Aquasol®, Nitrosol®, fish emulsion, Campbells, Phostrogen®, Peters®, HSO 8, Nutricote® and similar products. A little extra Epsom Salts and iron chelates occasionally does no harm. It is always a good idea to alternate between brands and always water at least once between applications of fertiliser. I have recently come to the conclusion that it is imperative to use some organic fertiliser. I have begun to top dress all repotted plants with blood and bone plus dolomite lime (50:50 in a big salt shaker) and a good drink of Seasol®.

If you have time to frequently mist the leaves with a weak fertiliser solution then you will be rewarded with fantastic fat, glossy leaves.

## Repotting

This can be done anytime but avoid the hottest and coldest periods, autumn seems to be the best. They like fresh mix and should be repotted at least every two years. A drench with Seasol® immediately after potting seems to eliminate transplant shock.

## Watering

*Sarco's* have no pseudobulbs and so cannot withstand long periods without water. They are surprisingly resilient due to their thick leaves and fleshy roots which enable them to survive short dry spells and watering routines should reflect this. Lack of water is less critical if high levels of humidity are maintained.

*S. ceciliae* has its own requirements preferring to be grown a little on the dry side. I used to grow them in terra cotta pots under cover and give them a good drenching then allow them to dry out.

If you decide to try cocomulch then be careful with your watering and do not push the potting mix into the pots too firmly - its very different to the open pinebark mixes most of us have been using. (*you have been warned, ed*).

## Pests

*Sarco's* have no particular problems in this area except for *S. ceciliae* which occasionally becomes infested with scale. I prefer to scratch them off and keep the ants at bay as much as possible. White oil the recommended treatment should be used with caution or you can do what I did - stop growing them!





*Dockrillia teretifolia* 'Tassie Shane' David Hemmings



*Dockrillia dolichophylla* x *teretifolia* Trish Peterson



*Dendrobium cacatua* 'Mojito' David Hemmings



*Dendrobium gracilicaule* 'Big Jim' David Hemmings




*Sarcochilus serrulatus* Erik Lielkajis



*Sarcochilus serrulatus* Erik Lielkajis



*Sarcochilus falcatus* Trish Peterson



*Bulbophyllum schillerianum* Erik Lielkajis



*Bulbophyllum shepherdii* Judith Barry





*Oberonia flavescens* Erik Lielkajis



*Oberonia rimachila* Erik Lielkajis



*Den. Regal Gilleston 'One For All'*  
x *Jesmond Sparkler 'Greg Hall'* Ela Kielich



*Den. Brimbank Cosmic Copper* David Hemmings



*Den. Grey Ghost 'Tumbi' x fairfaxii* Trish Peterson



*Doc. Australian Freckles* Trish Peterson



*Dendrobium alexandrae* Ela kielich



*Den. Gowan's Tangelo* Ela Kielich



*Doc. Vivian Margaret x Australian Ginger*  
'Dennistone Embers' David Hemmings



*Dockrillia teretifolia* Lexie Wood-Weber





*Den. Balnaring '2'* Bruce Potter



*Pterostylis curta* Trish Peterson



*Den. Sundanni Special 'Dennistone Blush'* David Hemmings



*Pterostylis curta* Judith Barry



*Pterostylis baptistii* Judith Barry



*Den. Sundanni Special 'Dennistone Blush'*  
David Hemmings



*Den. Fay Roshan 'Dennistone Star'* David Hemmings





*Den. Fay Roshan 'Denniston Star'* David Hemmings



*Den. Dingadee Gold* David Hemmings



*Dendrobium speciosum* Bruce Potter



*Bulbophyllum gadgarens* L & B Dobson



*Doc. Grey Ghost 'Tumbi' x fairfaxii 'Aureum'*  
Trish Peterson



*Sarcocylus falcatus* George Hardy



*Den. Australian Butterbright* David Hemmings



*Dendrobium glomeratum* Bruce Potter



*Dendrobium aemulum* L & B Dobson





*Dendrobium speciosum* var. *Hillii* AM/ANOS L & B Dobson



*Dendrobium falcostrostrum* L & B Dobson



*Dendrobium Kayla* L & B Dobson



*Dendrobium Kayla* L & B Dobson



*Dendrobium speciosum* var. *blackdownense*  
L & B Dobson



*Dendrobium adae* L & B Dobson





*Dendrobium melaleucaphilum* L & B Dobson



*Dockrillia dolichophylla* L & B Dobson



*Dockrillia dolichophylla* L & B Dobson



*Plectorrhiza tridentata* L & B Dobson



*Dockrillia schoenina* L & B Dobson



*Dendrobium speciosum* var *blackdownense*  
L & B Dobson



*Dendrobium kingianum* 'Nugget' L & B Dobson



*Dendrobium kingianum* 'Nugget' L & B Dobson



## In My Bushhouse

Well September is here and for most native growers this is the time when all the hard work has paid off. The rain that pelted down for a few short days was incredible. My 'rain gauge' my wheel barrow was emptied half full then refilled again so I estimate that we received at least 6" under the old scale or 150mm. The storm we had last night was very intense but needed after we had a massive 35 deg. along with wind dried out the plants so I had to water in the morning then next day the rain.

When I walk out on to my deck this week as the sun comes up the smell is intense with honey and the fragrance of *Dendrobium speciosum*. However in the bushhouse all the species are coming out and two that have the most powerful fragrance are poles apart. One, *Dendrobium falcorostrum* is a favorite of mine that finally is growing well for me. I have heard that it is hard to grow near the sea but have not found this the case especially if under 2 layers of 50% shade cloth and misted on hot days in summer. Two, is *Plectorrhiza tridentata* whose small flowers push out a fragrance that is punching above its size as you can sense this easily from 6 m. away.

Not everyone likes the fragrance of Australian natives as I have noticed at our spring shows over the years. Some, few in numbers, walk into our hall and turn around and walk back out. To them it's like a mouthful of chili, to me it's like a fine red wine just can't get enough.

Flowering now are *Dendrobium speciosum*, *Dendrobium tetragonum*, *melaleucaphilum*, and *capitisyork*. *Dendrobium adae*, and all varieties of *Dendrobium speciosum*. *Plectorrhiza tridentata*, and some *Sarcochilus falcatus*. *Dendrobium jonesii*, *Dockrillia striolata*, *Dockrillia chrysantha*, *Dockrillia pugioniformis*, and more of the *Dockrillia calamiformis*, *fairfaxii*, *dolichophylla*, and *Dockrillia racemosa*.

Look out for aphids and other bugs as the weather warms up the will be about. The next huge job even before the *Sarcochilus* are opening will be repotting and some *Den. speciosum* need to be done now. I have started to cut off all the old spikes on *Dendrobium speciosum* as some are finished and I need to get a move on this year with potting and dividing. I will pot on or divide, to get the maximum growing time. As I go I will make-up my mix and then give each plant some 9 month slow release and Confidor® balls in each. When cutting of spikes and dividing I sterilize all my instruments in a saturated solution of Trycleanium®, which is highly alkaline to kill any organism or bacteria that may exist.

Water restrictions are still in effect with the dams at 100% if anybody can explain that to me that makes sense I will give them a beer. Anyway it shouldn't concern us too much as we have to water early in the morning or late evening and my tank is full at the moment. If you don't have a tank then this is something that you should have even a small one will help out greatly.

I will increase the misting system that I installed last summer that did reduce the amount of water used but also reduced the temperature of the plants and added humidity and contributed to better growing conditions during the summer months.

The repotting of my *Sarcochilus* earlier in the year, and added blood and bone for each, has paid dividends and they are looking good. Many with multiple spikes and glistening leaves, looking forward to the flowering next month.

Good Growing

Bill Dobson

-o0o-



*Sarcochilus falcatus* L & B Dobson





*Den.* (Victorian Flare x Lawrose) x kingianium 'Excelsior'  
Ela Kielich



*Den.* Candice x Aussie Sandy Ela Kielich



*Den.* Delicatum Ela Kielich



*Den.* Star of Riverdene Ela Kielich



*Dendrobium speciosum* var. *pedunculatum* Ela Kielich



*Thelymitra ixiodes* photographed by Ela Kielich





*Den. Australian Rhubarb Pie x Aussie Parade*  
Barry Moore



*Den. Greta Orange* Barry Moore



*Den. speciosum var grandiflorum 'Beranghi Gold'* Barry Moore



*Den. speciosum var grandiflorum 'Beranghi Gold'*  
Barry Moore



*Den. Greta Gold* Barry Moore



*Den. (Avril's Gold x Aussie Victory)*  
*x speciosum 'Goldmoon'* Barry Moore



*Den. Greta Orange #2* Barry Moore



*Den. Anne's Rainbow Surprise 'Stardust'* Barry Moore





*Den. Jesmond Star* Barry Moore



*Den. Jesmond Star* Barry Moore



*Den. Peninsula Sands* Barry Moore



*Den. speciosum 'Charlie'* Barry Moore



*Den. Jazz 'Red lip' x speciosum 'Windermere'*  
Barry Moore



*Den. speciosum 'Fool's Gold x 'Windermere'*  
Barry Moore



*Den. speciosum 'Herbmere'* Barry Moore



*Den. speciosum 'Georges River Special'*  
Barry Moore






*Den. speciosum* 'Kate's Special' x 'Daylight Moon'  
Barry Moore



*Den. speciosum* var. *curvicaule* 'Palmaston' x self  
Barry Moore



*Den. speciosum* 'Yellow moon' x 'Daylight Moon'  
Barry Moore



*Den. Gillian Leaney* x *Delicatum* Barry Moore



*Den. speciosum* 'Kate's Special' x 'Daylight Moon'  
Barry Moore



*Den. speciosum* var. *curvicaule* 'Palmaston' x self  
Barry Moore



*Den. speciosum* 'Yellow moon' x 'Daylight Moon'  
Barry Moore



*Den. Touch of Class* Barry Moore



*Den. X delicatum* 'Kerry' Barry Moore



*Den. speciosum* var. *curvicaule* 'Palmaston' x self  
Barry Moore



*Den. Gillian Leaney* x *Delicatum* Barry Moore



*Den. Jayden* 'Bob's Sensation' Barry Moore



## In My Bushhouse

with Mick Korzenowski

Hi everyone. Good to Chat to you again.

After a TEN year wait it finally happened. The end of a saga . The first flowering of Den. Henk Vandenberg. After what seemed a lifetime from when the buds appeared to the flowering I received a pleasant surprise.

Being an avid species grower, I don't grow many hybrids, natural hybrids being the exception, even man made ones. (Sorry Erik)

Good old Henk was the exception, it was a raffle prize that stayed and grew among my Den. speciosums. (Most of my orchids are, and they either sink or swim.) The only time I gave it some attention was when it needed a repot.

WELL it rewarded me and my patience. (HA! HA! according to my good wife) Great erect racemes, reasonable shape and what about the color? I will keep this one. Sorry again Erik and Gerry. I will have to apologise to to all my species.

I will have to give it a clonal name because the color is exceptional. I thought about using Katrina again, but I will use Rita .

I think A WISE CHOICE.

Until next month, when I will chat about a new to me growing technique with a pleasant surprise, take care and Keep Safe.

Regards Mick.







*Den. Brimbank Gold 'Henry'* David Hemmings



*Den. Johnathon's Glory* David Hemmings



*Dendrobium melaleucaphilum* David Hemmings



*Den. speciosum '97 Albino' x 'Lyrebird'*  
David Hemmings

*Den. speciosum '97 Albino' x 'Lyrebird'*  
David Hemmings



*Den. speciosum '97 Albino' x 'Lyrebird'*  
David Hemmings



*Dendrobium melaleucaphilum* David Hemmings



## Trek out Western NSW by Ian Chalmers

Escape Covid-19 Madness to Orchids on the Western Plains NSW.

Irene and I planned a trip to Queensland to visit Amanda and our granddaughters. A number of selfish people caused a second wave of the Covid-19 pandemic and the border was closed to all NSW. We made a mistake by not using the 48 hour window to cross the border.

We then planned to go to country NSW for 2 weeks to acclimatise before crossing into Queensland, this was foiled by the complete closure of the border.

We decided to go to country NSW anyway.

We headed for Parkes first to look at the radio telescope, or Dish as it's called. This is an impressive structure dominating the plain.

From the Dish we travelled north to Peak Hill to see the fossils and gold mine. We returned to Parkes via Goobang National Park, in the park we found a number of orchids in bud but only *Caladenia caerulea* in flower.

The following Day we headed north to Coonabarabran stopping at the Dubbo, Western Plains Zoo.

North of Dubbo we dropped into the Goonoo National Park here we photographed *Caladenia caerulea* and *Pterostyllis curta*, growing in sandy soil covered with she oak needles.

We established our base for the next week in Coonabarabran in the Wagon Wheel Cabins. From this base we visited the Wurrumbungle National Park, the Pilliga Reserves, and the Colah Tops National Park. As well as Siding Spring Observatory and the private Milroy Observatory.

We found many orchids in these sites.

*Caladenia caerulea*, seems to have a very extensive range as we found it wherever we stopped from Parkes to Pilliga. Its colours range from pale mauve through to a deep blue purple. We found it in quite variable conditions along the walks within the Wurrumbungles and most trails in the Pilliga.

We found a mutation on the Sculptures in the Bush walk in the Pilliga, there were 4 plants which may be a natural hybrid with *Glossodia major* or a mutation. The flowers had a straight labellum and fleshier segments.



*Caladenia caerulea* Goonbang NP



*Caladenia caerulea* Goonoo NP



*Caladenia caerulea* Goonbang NP

← *Caladenia caerulea* or hybrid ?? Pilliga





***Caladenia caerulea***

Goonoo NP

Typical habitat bright light in sandy soil lightly covered with leaf litter.



***Caladenia caerulea***

Piliga

Typical habitat full light in sandy soil no litter due to the loss of plants

*Caladenia fuscata*, was found growing with *C. caerulea*, in the Pilliga it differs from *C. caerulea* in that the leaves are thinner and erect vs *C. caerulea* being broader and prostrate. Also the lip on *C. fuscata* has a chin while *C. caerulea* curls under. *C. fuscata* was flowering by the road to the pottery, the Sandstone Cave track and the Sculptures in the Bush track.



*Caladenia fuscata* - Piliga



*Caladenia fuscata* - Piliga



*Caladenia fuscata* - Wurrumbungles





***Pterostylis curta***

Warrumbungles NP



***Pterostylis curta***

habitat

Spirey View Track  
Warrumbungles



*Pterostylis curta* was found by the trails in the Warrumbungles along the Burble Canyon track and the Spirey View track, *Caladenia caerulea* was growing at the start of the Burble Canyon Track.

*Pterostylis cynocephala* was growing in the Pilliga near the road to the pottery, the Sandstone Caves, and Sculptures in the Bush.



***Pterostylis cynocephala***

Pilliga  
Sculptures in the Bush Track

***Pterostylis cynocephala***

Pilliga  
Sandstone Caves track



The lower tracks around the Information Centre seemed to be too degraded so we did not follow them. There was a sign where *Cymbidium canaliculatum* once grew.

We found *Cymbidium canaliculatum* on Angophora trees on the Cumbil Road in Pilliga and in the northern part of the Pilliga.

From the Pilliga we moved north to Mt Kaputar National Park, here we found several plants of *Cymbidium canaliculatum* on Angophora trees in the edges of the Mt Kaputar National Park and on remnant trees on farmland. Once in the park and on the mountain, we found no orchids.





*Cymbidium canaliculatum* Mt Kaputar National Park



*Cymbidium canaliculatum* Pilliga

We found various other orchids in leaf such as possibly *Caladenia tentaculata*, *Acianthus reniformis* and many *Pterostylis* rosettes.

The telescope at Siding Spring was awe inspiring, the history of the telescope was very interesting. From the base of the observatory is the best view of the Warrumbungle Range. We visited a private observatory and looked through their telescope at the night sky, wow. Even with the naked eye the sky out west is more spectacular than in the city with all the light pollution.

What struck us throughout the trip is the mass destruction of the forest by high intensity fire, It will take 20 years to recover if at all. Some areas, all the trees were dead, in other places there was only secondary growth on the trees so they can reproduce, and new trees grow to replace them. In most areas the understory had vanished, and ferns and weeds have taken over. These areas cannot take any more burning and burning now would lead to loss of species diversity. One major problem is the loss of the birds, animals and other pollinators that are required for the forests to recover.



360 deg view from Mt Kaputar showing destruction of the forest





*Dendrobium melaleucaphilum* David Hemmings



*Dendrobium melaleucaphilum* David Hemmings



*Dendrobium melaleucaphilum* David Hemmings



Den. (Yondi x Graeme Banks) x spec. 'Daylight Moon'  
David Hemmings



*Dendrobium melaleucaphilum* David Hemmings



*Dendrobium melaleucaphilum* David Hemmings



Den. (Yondi x Graeme Banks) x spec. 'Daylight Moon'  
David Hemmings



Den. (Yondi x Graeme Banks) x spec. 'Daylight Moon'  
David Hemmings





*Den. Australian Sheenamere 'Blood Orange'*  
David Hemmings



*Den. Australian Sheenamere 'Blood Orange'*  
David Hemmings



*Den. Australian Sheenamere 'Tangelo'*  
David Hemmings



*Den. Australian Sheenamere 'Tangelo'*  
David Hemmings



*Den. Australian Sheenamere 'Blood Orange'*  
David Hemmings



*Den. Australian Rhubarb Pie x Bardo Rose*  
David Hemmings



*Den. Australian Sheenamere 'Blood Orange'*  
David Hemmings



*Den. Australian Rhubarb Pie x Bardo Rose*  
David Hemmings



*Den. Australian Sheenamere 'Tangelo'*  
David Hemmings





*Den. Australian Nugget*  
David Hemmings



*Den. Australian Nugget*  
David Hemmings



*Den. Australian Butterbright* - FFS  
David Hemmings



*Den. Australian Nugget*  
David Hemmings



*Den. Australian McBride x Lawrose* - FFS  
David Hemmings



*Den. Barry Simpson x DUNO Kayla*  
David Hemmings



*Den. Australian McBride x Brimbank Gold* - FFS  
David Hemmings



*Den. Wayne Turville* - FFS  
David Hemmings





*Den. Australian Sheenamere* - FFS  
David Hemmings



*Den. Barry Simpson x Dunokayla*  
David Hemmings



*Den. Barry Simpson x Dunokayla*  
David Hemmings



*Den. Awesome x falcrostrum*  
David Hemmings



*Den. Awesome x falcrostrum*  
David Hemmings



*Den. Brimbank Cosmic Cobber*  
David Hemmings





*Den. Brimbank Dream 'Heather'*  
David Hemmings



*Den. Brimbank Gold - FFS*  
David Hemmings



*Den. Brimbank Gold - FFS*  
David Hemmings



*Den. Brimbank Uluru*  
David Hemmings



*Den. Australian Sheenamere - FFS*  
David Hemmings



*Den. Brimbank Gold - FFS*  
David Hemmings



*Den. Brimbank Merlot*  
David Hemmings





*Den. Chocolate Starfish x speciosum*  
David Hemmings



*Den. Dingadee - FFS*  
David Hemmings



*Den. Dingadee Gold - FFS*  
David Hemmings



*Den. Gracillicaulle 'Big Jim'*  
David Hemmings



*Den. Chocolate Starfish x speciosum*  
David Hemmings



*Den. Dingadee - FFS*  
David Hemmings



*Den. Dingadee - FFS*  
David Hemmings



*Den. Gracillicaulle 'Big Jim'*  
David Hemmings





*Den. Eclipse x Coral Treat*  
David Hemmings



*Den. Flinders 'Sadie'* David Hemmings



*Den. Melbourne* David Hemmings



*Den. Eclipse x Coral Treat* David Hemmings



*Den. Eclipse x Coral Treat* David Hemmings



*Den. Hamilton Dungog x falcorostrum - FFS*  
David Hemmings



*Den. Tangleoats x speciosum* David Hemmings





*Den. Shena Tyabb 'Grey Rose'* David Hemmings



*Den. speciosum* (Mt Larcom x Windermere) x  
Blackdown Bonza David Hemmings



*Den. speciosum* (Mt Larcom x Windermere) x  
Blackdown Bonza David Hemmings



*Den. Shena Tyabb 'Grey Rose'* David Hemmings



*Den. Shena Tyabb 'Grey Rose'* David Hemmings



*Den. speciosum* (Mt Larcom x Windermere) x Blackdown Bonza David Hemmings





*Den. Sundaani Special* David Hemmings



*Den. Sundaani Special* David Hemmings



*Den. Sundaani Special* David Hemmings



*Den. Sundaani Special* David Hemmings



*Den. Sundaani Special* David Hemmings



*Den. Sundaani Special* David Hemmings



*Den. Sundaani Special* David Hemmings





*Den. speciosum* (Mt Larcom x Windermere)  
x Fab David Hemmings



*Den. Tangleoats x speciosum* David Hemmings



*Den. speciosum* (Mt Larcom x Windermere)  
x Fab David Hemmings



*Doc. fairfaxii* David Hemmings



*Den. tetragonum* David Hemmings



*Den. Sundaani Special 'Dennistone Mist'*  
David Hemmings



*Den. Sundaani Special 'Dennistone Mist'*  
David Hemmings



*Den. tetragonum* David Hemmings



*Den. tetragonum* David Hemmings





*Den. Sundaani Special 'Dennistone Mist'*  
David Hemmings



*Den. falcorostrum* David Hemmings



*Den. adae* David Hemmings



*Den. falcorostrum* David Hemmings



*Den. falcorostrum* David Hemmings



*Den. falcorostrum* David Hemmings



*Den. adae* David Hemmings





*Den. tetragonum* David Hemmings



*Den. tetragonum* David Hemmings



*Den. speciosum* (Mt Larcom x Windermere) x  
Blackdown Bonza David Hemmings



*Den. speciosum* (Mt Larcom x Windermere) x  
Blackdown Bonza David Hemmings


Doc. NOID David Hemmings



*Den. White Magic* David Hemmings



*Den. Sydney* David Hemmings



*Den. Wayne Turville* David Hemmings



Doc. Grey Ghost x fairfaxii - FFS Trish Peterson





*Bulbophyllum shephardii* Trish Peterson



*Dendrobium gracillicaule* 'Golden Leopard' Trish Peterson



*Bulbophyllum shephardii* Trish Peterson



*Dendrobium X delicatum* Trish Peterson



*Den. gracillicaule* 'Golden Leopard' Trish Peterson





*Den. gracilicaule* 'Golden Leopard' Trish Peterson



*Den. tetragonum* Trish Peterson



*Den. X delicatum* Trish Peterson



*Doc. Grey Ghost x fairfaxii* - FFS Trish Peterson





*Den. tetragonum* Trish Peterson



*Doc. Tweetas 'Red Lip'* Trish Peterson



*Doc. striolata 'Meg' x 'Nowra'* Trish Peterson



*Pterostylis curta* Trish Peterson



*Doc. Tweetas 'Red Lip Neville'* Trish Peterson



*Doc. Tweetas 'Red Lip'* Trish Peterson



*Doc. striolata 'Meg' x 'Nowra'* Trish Peterson



*Pterostylis Hoodwink* Trish Peterson



*Doc. Tweetas 'Red Lip neville'* Trish Peterson



*Doc. Tweetas* Trish Peterson



*Doc. Tweetas* Trish Peterson



*Pterostylis pedunculatum* Trish Peterson





*Sarcophilus falcatus* Trish Peterson



*Sarcophilus falcatus* Trish Peterson



*Sarcophilus falcatus* Trish Peterson



*Sarcophilus falcatus* Trish Peterson



*Sarcophilus falcatus* Trish Peterson



*Sarcophilus spathulatus* Trish Peterson



*Sarcophilus spathulatus* Trish Peterson

